

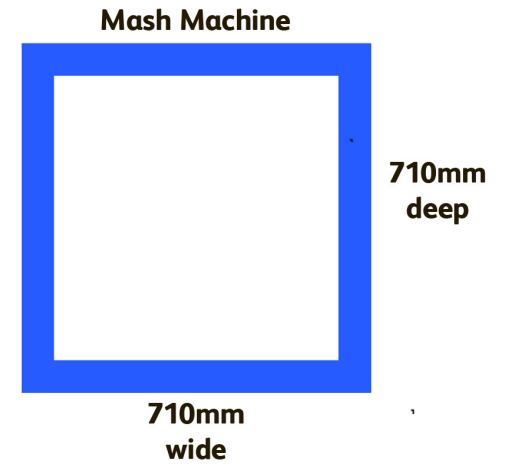




# Mash Machine



## Electricity required

We need a standard 13A socket within 5 metres of the Mash Machine. The control table needs to be sited within 2 metres of the Mash Machine itself. The control table contains the computer and amplifier to run the sound and is then connected to either a pair of loudspeakers or a set of 10 wireless headphones. The loudspeakers can be sited either side of the control table, either on the floor or on stands. Finally, if required, we can connect the Mash Machine to a house P.A. System.



**View from the front**

**View from above**